

INSTITUTIONAL RESPONSE

PENNSTATE



to the


Pennsylvania Department of Education

In compliance with Title II, Section 207 of the

Higher Education Act of 1998 & General Standards

for the Institutional Preparation of Professional

Educators-Chapter 354



March 2006

<http://www.ed.psu.edu>

Timer-CountDown

You have left to complete your survey!

Section A.

Number of students in teacher preparation programs at your institution:

Specify the number of students in your teacher preparation programs only during the academic year
September 1, 2004 - August 31, 2005, including all areas of specialization

1. Total number of students enrolled during September 1, 2004 - August 31, 2005.
NOTE: Count students only once for students gaining dual certification

Section B.

Information About Supervised Student Teaching.

2a. How many students were in programs of supervised student teaching during September 1, 2004 - August 31, 2005?

Breakout the above total by the dates listed below.

2b. Number from September 1, 2004 - December 31, 2004

2c. Number from January 1, 2005 - August 31, 2005

NOTE: The following Numbers DO NOT include K-12 teachers who simply receive a stipend for supervising student teachers. Rather, this category is intended to reflect the growing trend of higher education institutions to appoint K-12 teachers as clinical faculty, with the rights and responsibilities of the institution's regular faculty.

Supervising faculty for purposes of this data collection includes all persons who the institution regards as having faculty status and who were assigned by the teacher preparation program to provide supervision and evaluation of student teaching with an administrative link or relationship to the teacher preparation program.

Provide the numbers of supervising faculty who were:

3a. Appointed full-time faculty in professional education: an individual who works full time in a school, college, or department of education, and spends at least part of the time in supervision of teacher preparation students.

3b. Appointed part-time faculty in professional education and full-time in the institution: any full time faculty member in the institution who also may be supervising or teaching in the teacher preparation program.

3c. Appointed part-time faculty in professional education, not otherwise employed by the institution: may be part-time university faculty or pre-K-12 teachers who supervise prospective teachers.

3d. Total Number of supervising faculty for the teacher preparation programs from September 1, 2004 - August 31, 2005 (This should be the sum of items 3a., 3b., and 3c. from the previous page.

Please break out the above faculty total by the dates given below:

3e. September 1, 2004 - December 31, 2004

3f. January 1, 2005 - August 31, 2005

4. The student/faculty ratio during September 1, 2004 - August 31, 2005. This is your response to Question 2a divided by the total of Questions 3a, 3b, and 3c.

5a. The average number of hours required per week of student participation in supervised student teaching in these programs.

5b. The total number of weeks of required supervised student teaching.

15

5c. The total number of hours required.

675

Section C.

Information about state approval of teacher preparation programs:

Note: All teacher preparation program(s) in Pennsylvania are approved by the Pennsylvania Department of Education.

6. Is your teacher preparation program currently under a designation as "low performing" by Pennsylvania's state authority (as per Section 208 (a) of the HEA of 1998)? YES NO

Section D.

Information about recent graduates:

Note: This information will be collected annually with biannual updates also.

Information for September 1, 2004 - August 31, 2005

1. Total number of September 1, 2004 - August 31, 2005 graduates employed in instructional, educational specialist, supervisory or administration positions *in the Commonwealth*. Definition 61

2. Total number of September 1, 2004 - August 31, 2005 graduates employed in instructional, educational specialist, supervisory or administration positions *outside of the Commonwealth*. 28

3. Total number of September 1, 2004 - August 31, 2005 graduates employed in education related positions in locations *in the Commonwealth*. 68

4. Total number of September 1, 2004 - August 31, 2005 graduates employed in education related positions in locations *outside of the Commonwealth*. 12

5. Total number of September 1, 2004 - August 31, 2005 graduates employed in noneducation related positions in locations *in the Commonwealth*. Definition 13

6. Total number of September 1, 2004 - August 31, 2005 graduates employed in noneducation related positions in locations *outside of the Commonwealth*. 7

Information for September 1, 2003 - August 31, 2004

1a. Total number of September 1, 2003 - August 31, 2004 graduates employed in instructional, educational specialist, supervisory or administration positions *in the Commonwealth*. Definition 65

2a. Total number of September 1, 2003 - August 31, 2004 graduates employed in instructional, educational specialist, supervisory or administration positions *outside of the Commonwealth*. 35

3a. Total number of September 1, 2003 - August 31, 2004 graduates employed in education related positions in locations *in the Commonwealth*. 75

4a. Total number of September 1, 2003 - August 31, 2004 graduates employed in education related positions in locations *outside of the Commonwealth*. 25

5a. Total number of September 1, 2003 - August 31, 2004 graduates employed in noneducation related positions in locations *in the Commonwealth*. Definition 11

6a. Total number of September 1, 2003 - August 31, 2004 graduates employed in noneducation related positions in locations *outside of the Commonwealth*. 14

7. List below how this college/university will use this evaluation to enhance candidate achievement through the modification and improvement of the professional educator program.

Please limit your response to 1500 characters.

NOTE: Regarding Section D.1-6 and 1a.7 - Figures reported represent percentages. Also, the University's data bank regarding our graduates' 2004-2005 post-graduation activities had not been fully updated by the filing date for this Title II report. All information gathered in connection with the Title II reporting requirement becomes part of the data stream that informs the ongoing monitoring of our programs in connection with College- and University-internal review and strategic planning processes, as well as periodic special reviews conducted by external program approval and accreditation agencies. These data are then considered in curricular revisions, changes in policies, in the adjustment of services to students, etc. This process is designed to continuously improve the overall quality of curricula, their delivery, and the delivery of various related services to students. Post-Graduation Activities Summary - Baccalaureate: Employed 71%; Further Education 10.7%, Other 18.3%. Masters: Employed 77.1%, Further Education 5.7%, Other 17.1%. Doctoral: Employed 84.2%, Other 15.8%.

Additional information available at <<http://www.sa.psu.edu/career/postgrad.shtml>>.


- 8. Are your teacher preparation program students required to pass all PRAXIS tests before student teaching? YES NO
- 9. Are your teacher preparation program students required to pass all PRAXIS tests before graduation? YES NO
- 10. Do you require students to take and pass the PRAXIS - PPST assessments prior to their entering your professional education program at 48 hours? YES NO



Pennsylvania Department of Education, 333 Market Street, Harrisburg, PA 17126-0333
[Commonwealth of Pennsylvania Privacy Policy](#) [Contact PDE Web Master](#)



Single-Assessment Institution Level Pass-Rate Data: Regular Teacher Preparation Program


	HEA - Title II 2004-2005 Academic Year
Institution Name	PENN STATE UNIV UNIV PARK
Institution Code	2660
State	Pennsylvania
Number of Program Completers Submitted	757
Number of Program Completers found, <u>matched</u>, and used in passing rate Calculations¹	755

January 24, 2006

Type of Assessment	Assessment Code Number	Number Taking Assessment	Number Passing Assessment	Institutional Pass Rate	Statewide		
					Number Taking	Number Passing	Statewide Pass Rate
Basic Skills							
ELEMENTARY ED CONTENT KNOWLEDGE	014	53	53	100%	949	902	95%
PPST READING	710	699	699	100%	7420	7413	100%
PPST WRITING	720	685	683	100%	7187	7150	99%
PPST MATHEMATICS	730	691	690	100%	7210	7162	99%
COMPUTERIZED PPST READING	5710	51	51	100%	3093	3060	99%
COMPUTERIZED PPST WRITING	5720	65	64	98%	3336	3282	98%
COMPUTERIZED PPST MATHEMATICS	5730	59	59	100%	3314	3271	99%
Academic Content Areas							
ELEM ED CURR INSTRUC ASSESSMENT	011	373	361	97%	5425	5063	93%
EARLY CHILDHOOD EDUCATION	020	24	24	100%	617	610	99%
BIOLOGY AND GENERAL SCIENCE	030				2		
ENG LANG LIT COMP CONTENT KNOWLEDGE	041	51	51	100%	694	685	99%
MATHEMATICS: CONTENT KNOWLEDGE	061	48	47	98%	519	492	95%
SOCIAL STUDIES: CONTENT KNOWLEDGE	081	33	31	94%	431	399	93%
CITIZENSHIP ED: CONTENT KNOWLEDGE	087	13	13	100%	231	229	99%
BUSINESS EDUCATION	100				144	144	100%
MUSIC CONTENT KNOWLEDGE	113	30	30	100%	364	351	96%
ART CONTENT KNOWLEDGE	133	34	33	97%	277	264	95%
FRENCH CONTENT KNOWLEDGE	173	3			40	35	88%
GERMAN CONTENT KNOWLEDGE	181				23	22	96%

¹ The number of program completers found, matched and used in the passing rate calculation will not equal the sum of the column labeled "Number Taking Assessment" since a completer can take more than one assessment.

Single-Assessment Institution Level Pass-Rate Data: Regular Teacher Preparation Program


	HEA - Title II 2004-2005 Academic Year
Institution Name	PENN STATE UNIV UNIV PARK
Institution Code	2660
State	Pennsylvania
Number of Program Completers Submitted	757
Number of Program Completers found, matched, and used in passing-rate Calculations¹	755

January 24, 2006

<i>Type of Assessment</i>	<i>Assessment Code Number</i>	<i>Number Taking Assessment</i>	<i>Number Passing Assessment</i>	<i>Institutional Pass Rate</i>	Statewide		
					<i>Number Taking Assessment</i>	<i>Number Passing Assessment</i>	<i>Statewide Pass Rate</i>
SPANISH CONTENT KNOWLEDGE	191	12	9	75%	154	133	86%
BIOLOGY CONTENT KNOWLEDGE PART 1	231				1		
BIOLOGY CONTENT KNOWLEDGE PART 2	232				3		
BIOLOGY CONTENT KNOWLEDGE	235	7			240	235	98%
CHEMISTRY CONTENT KNOWLEDGE	245	10	10	100%	95	93	98%
PHYSICS CONTENT KNOWLEDGE	265	2			60	56	93%
GENERAL SCI CONTENT KNOWLEDGE	435	8			92	90	98%
FUNDAMENTAL SUBJECTS: CK	511	564	563	100%	7641	7546	99%
EARTH SCIENCE CONTENT KNOWLEDGE	571	3			57	55	96%
LATIN	600				2		
SOCIAL SCIENCES: CONTENT KNOWLEDGE	951	5			19	19	100%
Other Content Areas							
TECHNOLOGY EDUCATION	050				78	77	99%
FAMILY AND CONSUMER SCIENCES	120				51	50	98%
HEALTH EDUCATION	550				5		
AGRICULTURE (PA)	780	16	16	100%	19	19	100%
COMMUNICATION (PA)	800	49	49	100%	87	86	99%
ENVIRONMENTAL EDUCATION	830	2			32	32	100%
HEALTH & PE: CK	856	38	38	100%	359	358	100%
SAFETY/DRIVER EDUCATION	860				1		

¹ The number of program completers found, matched and used in the passing rate calculation will not equal the sum of the column labeled "Number Taking Assessment" since a completer can take more than one assessment.

Single-Assessment Institution Level Pass-Rate Data: Regular Teacher Preparation Program

	HEA - Title II 2004-2005 Academic Year
Institution Name	PENN STATE UNIV UNIV PARK
Institution Code	2660
State	Pennsylvania
Number of Program Completers Submitted	757
Number of Program Completers found, matched and used in passing rate Calculations¹	755

January 24, 2006

Type of Assessment	Assessment Code Number	Number Taking Assessment	Number Passing Assessment	Institutional Pass Rate	Statewide		
					Number Taking Assessment	Number Passing Assessment	Statewide Pass Rate
Teaching Special Populations							
ED OF DEAF & HARD OF HEARING	271				16	15	94%
TCHG STUDENTS W/VISUAL IMPAIRMENTS	280				25	25	100%
READING SPECIALIST	300	1			38	38	100%
EDUC. EXCEPTIONAL STUDENTS: CK	353	50	50	100%	1427	1427	100%
TCHG SPEECH TO STUDENTS W/LANG IMP	880	16	16	100%	84	82	98%

¹ The number of program completers found, matched and used in the passing rate calculation will not equal the sum of the column labeled "Number Taking Assessment" since a completer can take more than one assessment.

January 13, 2006

To: Pa. Title II Contacts

From: Marjorie Blaze

Re: Need to gain administrative signatures

Included below is a copy of the certification for the Title II program information that you will be compiling and submitting to PDE by April 1, 2006. Please have the information reviewed by the individuals responsible for the 2 signatures and mail this form by April 1, 2006 to:

Barbara Seifert
Bureau of Teacher Certification and Preparation
PA Department of Education
333 Market Street, 3rd Floor
Harrisburg, PA 17126-0333

If you have used last year's signature page that is fine as long as the current date is applied as to when the signature was made.


Thanks for your cooperation on this.

Section IV. Certification.

I certify that, to the best of my knowledge, the information in this 2004-2005 Title II program information/electronic report is accurate and complete and conforms to the definitions and instructions used in the *Reference and Reporting Guide for Preparing State and Institutional Reports on the Quality of Teacher Preparation*.

College of Education

The Pennsylvania State Univ. College/University



(Signature)

David H. Monk

Name of responsible institutional representative
for teacher preparation program

Dean, College of Education Title

Certification of review of submission:



(Signature)

Graham B. Spanier

Name of President/Chief Executive (or designee)

President

Title