

# INSTITUTIONAL RESPONSE

PENNSTATE



to the


Pennsylvania Department of Education

In compliance with Title II, Section 207 of the

Higher Education Act of 1998 & General Standards

for the Institutional Preparation of Professional

Educators-Chapter 354



March 2007

<http://www.ed.psu.edu>

<b>Timer-CountDown</b>
------------------------

You have <span style="border: 1px solid black; padding: 2px 10px;">16:57</span> left to complete your survey!
---

**Section A.**

**Number of students in teacher preparation programs at your institution:**

Specify the number of students in your teacher preparation programs  
only during academic year September 1, 2005 - August 31, 2006, including all areas of specialization

1. Total number of students enrolled during September 1, 2005 - August 31, 2006. NOTE: Count students only once for students gaining dual certification	1413
--	------

**Section B.**

**Information About Supervised Student Teaching.**

2a. How many students were in programs of supervised student teaching from September 1, 2005 - August 31, 2006?	689
---	-----

**Breakout the above total by the dates listed below.**

2b. Number from September 1, 2005 - December 31, 2005	327
2c. Number from January 1, 2006 - August 31, 2006	362

**NOTE: The following Numbers DO NOT include K-12 teachers who simply receive a stipend for supervising student teachers. Rather, this category is intended to reflect the growing trend of higher education institutions to appoint K-12 teachers as clinical faculty, with the rights and responsibilities of the institution's regular faculty.**

**Supervising faculty for purposes of this data collection includes all persons who the institution regards as having faculty status and who were assigned by the teacher preparation program to provide supervision and evaluation of student teaching with an administrative link or relationship to the teacher preparation program.**

Provide the numbers of supervising faculty who were:

3a. Appointed full-time faculty in professional education: an individual who works full time in a school, college, or department of education, and spends at least part of the time in supervision of teacher preparation students.	41
3b. Appointed part-time faculty in professional education and full-time in the institution: any full time faculty member in the institution who also may be supervising or teaching in the teacher preparation program.	7
3c. Appointed part-time faculty in professional education, not otherwise employed by the institution: may be part-time university faculty or pre-K-12 teachers who supervise prospective teachers.	19
3d. Total Number of supervising faculty for the teacher preparation programs from September 1, 1999 to August 31, 2000. (This should be the sum of items 3a., 3b., and 3c. from the previous page.	67

**Please break out the above faculty total by the dates given below:**

3e. September 1, 2005 - December 31, 2005	40
3f. January 1, 2006 - August 31, 2006	63
4. The student/faculty ratio during September 1, 2005 - August 31, 2006. This is your response to Question 2a divided by the total of Questions 3a, 3b, and 3c .	10.28
5a. The average number of hours required per week of student participation in	

supervised student teaching in these programs.	37
<b>5b.</b> The total number of weeks of required supervised student teaching.	15
<b>5c.</b> The total number of hours required.	600
<b>Section C.</b>	
<b>Information about state approval of teacher preparation programs:</b>	
<b>Note: All teacher preparation program(s) in Pennsylvania are approved by the Pennsylvania Department of Education.</b>	
<b>6.</b> Is your teacher preparation program currently under a designation as "low performing" by Pennsylvania's state authority (as per Section 208 (a) of the HEA of 1998)?	No
<b>Section D.</b>	
<b>Information about recent graduates:</b>	
<b>Note: This information will be collected annually with biannual updates also.</b>	
<b>Information for September 1, 2005 - August 31, 2006</b>	
<b>1.</b> Total number of September 1, 2005 - August 31, 2006 graduates employed in instructional, educational specialist, supervisory or administration positions <i>in the Commonwealth</i> . Definition	77
<b>2.</b> Total number of September 1, 2005 - August 31, 2006 graduates employed in instructional, educational specialist, supervisory or administration positions <i>outside of the Commonwealth</i> .	23
<b>3.</b> Total number of September 1, 2005 - August 31, 2006 graduates employed in education related positions in locations <i>in the Commonwealth</i> .	69
<b>4.</b> Total number of September 1, 2005 - August 31, 2006 graduates employed in education related positions in locations <i>in the Commonwealth</i> .	31
<b>5.</b> Total number of September 1, 2005 - August 31, 2006 graduates employed in noneducation related positions in locations <i>in the Commonwealth</i> . Definition	71
<b>6.</b> Total number of September 1, 2005 - August 31, 2006 graduates employed in noneducation related positions in locations <i>outside of the Commonwealth</i> .	29
<b>Information for September 1, 2004 - August 31, 2005</b>	
<b>1.</b> Total number of September 1, 2004 - August 31, 2005 graduates employed in instructional, educational specialist, supervisory or administration positions <i>in the Commonwealth</i> . Definition	61
<b>2.</b> Total number of September 1, 2004 - August 31, 2005 graduates employed in instructional, educational specialist, supervisory or administration positions <i>outside of the Commonwealth</i> .	28
<b>3.</b> Total number of September 1, 2004 - August 31, 2005 graduates employed in education related positions in locations <i>in the Commonwealth</i> .	68
<b>4.</b> Total number of September 1, 2004 - August 31, 2005 graduates employed in education related positions in locations <i>in the Commonwealth</i> .	12
<b>5.</b> Total number of September 1, 2004 - August 31, 2005 graduates employed in noneducation related positions in locations <i>in the Commonwealth</i> . Definition	13
<b>6.</b> Total number of September 1, 2004 - August 31, 2005 graduates employed in noneducation related positions in locations <i>outside of the Commonwealth</i> .	7
<b>7.</b> List below how this college/university will use this evaluation to enhance candidate achievement through the modification and improvement of the professional educator program. <b>Please limit your response to 1500 characters.</b>	

NOTE: Section D.1-6 and 1a-6a: Figures reported represent percentages based on numbers reported from programs and post-graduation survey information from Student Affairs/Career Services. With regard to our Workforce Education and Development Program (Vocational Education) - 98% of all students in this program are employed in schools prior to entry into the degree program. Also the University's data bank regarding our graduates' 2005-2006 post-graduation activities had not been fully updated by the filing date for this Title II report. All information gathered in connection with the Title II reporting requirement becomes part of the data stream that informs the ongoing monitoring of our programs in connection with College- and University-internal review and strategic planning processes as well as periodic special reviews conducted by external program approval and accreditation agencies. These data are then considered in curricular revisions changes in policies in the adjustment of services to students etc. This process is designed to continuously improve the overall quality of curricula their delivery and the delivery of various related services to students. Post-Graduation Activities Summary – Baccalaureate: Employed 92.5%; Further Education 7.5%. Masters: Employed 90.6%; Further Education 9.4%. Doctoral: Employed 100%. Additional information available at <http://sa.psu.edu/career/postgrad.shtml>.

8. Are your teacher preparation program students required to pass all PRAXIS tests before student teaching?	No
9. Are your teacher preparation program students required to pass all PRAXIS tests before graduation?	No
10. Do you require students to take and pass the PRAXIS - PPST assessments prior to their entering your professional education program at 48 hours?	Yes

**Finished**


Pennsylvania Department of Education, 333 Market Street, Harrisburg, PA 17126-0333

[Commonwealth of Pennsylvania Privacy Policy](#)   [Contact PDE Web Master](#)

Visit the  
**PAPowerPort**  
[www.state.pa.us](http://www.state.pa.us)



# Single-Assessment Institution Level Pass-Rate Data: Regular Teacher Preparation Program


	<b>HEA - Title II</b> <b>2005-2006 Academic Year</b>
Institution Name	PENN STATE UNIV UNIV PARK
Institution Code	2660
State	Pennsylvania
Number of Program Completers Submitted	693
Number of Program Completers found, matched, and used in passing rate Calculations <sup>1</sup>	690

January 11, 2007

Type of Assessment	Assessment Code Number	Number Taking Assessment	Number Passing Assessment	Institutional Pass Rate	Statewide		
					Number Taking Assessment	Number Passing Assessment	Statewide Pass Rate
<b>Basic Skills</b>							
PPST READING	710	593	593	100%	6334	6313	100%
PPST WRITING	720	574	574	100%	6206	6185	100%
PPST MATHEMATICS	730	594	594	100%	6136	6106	100%
COMPUTERIZED PPST READING	5710	90	90	100%	4431	4409	100%
COMPUTERIZED PPST WRITING	5720	109	109	100%	4585	4563	100%
COMPUTERIZED PPST MATHEMATICS	5730	89	88	99%	4645	4612	99%
<b>Academic Content Areas</b>							
ELEM ED CURR INSTRUC ASSESSMENT	011	346	331	96%	5475	5124	94%
EARLY CHILDHOOD EDUCATION	020	30	29	97%	694	690	99%
BIOLOGY AND GENERAL SCIENCE	030				4		
ENG LANG LIT COMP CONTENT KNOWLEDGE	041	52	51	98%	759	745	98%
MATHEMATICS: CONTENT KNOWLEDGE	061	31	30	97%	565	543	96%
CHEM PHYSICS AND GENERAL SCIENCE	070				1		
SOCIAL STUDIES: CONTENT KNOWLEDGE	081	50	49	98%	615	584	95%
CITIZENSHIP ED: CONTENT KNOWLEDGE	087	5			166	163	98%
BUSINESS EDUCATION	100				145	145	100%
MUSIC CONTENT KNOWLEDGE	113	21	21	100%	328	320	98%
ART CONTENT KNOWLEDGE	133	28	26	93%	316	291	92%
FRENCH CONTENT KNOWLEDGE	173	1			25	23	92%
GERMAN CONTENT KNOWLEDGE	181				21	20	95%

<sup>1</sup> The number of program completers found, matched and used in the passing rate calculation will not equal the sum of the column labeled "Number Taking Assessment" since a completer can take more than one assessment.

# Single-Assessment Institution Level Pass-Rate Data: Regular Teacher Preparation Program


	<b>HEA - Title II</b> <b>2005-2006 Academic Year</b>
Institution Name	PENN STATE UNIV UNIV PARK
Institution Code	2660
State	Pennsylvania
Number of Program Completers Submitted	693
Number of Program Completers found, matched, and used in passing rate Calculations <sup>1</sup>	690

January 11, 2007

					Statewide		
Type of Assessment	Assessment Code Number	Number Taking Assessment	Number Passing Assessment	Institutional Pass Rate	Number Taking Assessment	Number Passing Assessment	Statewide Pass Rate
SPANISH CONTENT KNOWLEDGE	191	9			154	129	84%
BIOLOGY CONTENT KNOWLEDGE	235	14	14	100%	255	254	100%
CHEMISTRY CONTENT KNOWLEDGE	245	5			89	87	98%
PHYSICS CONTENT KNOWLEDGE	265	8			53	51	96%
GENERAL SCI CONTENT KNOWLEDGE	435	8			78	76	97%
FUNDAMENTAL SUBJECTS: CK	511	500	499	100%	7916	7848	99%
EARTH SCIENCE CONTENT KNOWLEDGE	571	9			49	49	100%
LATIN	600				3		
SOCIAL SCIENCES: CONTENT KNOWLEDGE	951				13	13	100%
Other Content Areas							
TECHNOLOGY EDUCATION	050				82	81	99%
FAMILY AND CONSUMER SCIENCES	120				52	52	100%
HEALTH EDUCATION	550				30	28	93%
AGRICULTURE (PA)	780	14	14	100%	15	15	100%
COMMUNICATION (PA)	800	42	42	100%	72	72	100%
COOPERATIVE EDUCATION	810	1			1		
ENVIRONMENTAL EDUCATION	830	2			25	25	100%
HEALTH & PE: CK	856	27	27	100%	377	377	100%
SAFETY/DRIVER EDUCATION	860				1		
Teaching Special Populations							
ED OF DEAF & HARD OF HEARING	271				17	17	100%

<sup>1</sup> The number of program completers found, matched and used in the passing rate calculation will not equal the sum of the column labeled "Number Taking Assessment" since a completer can take more than one assessment.

# Single-Assessment Institution Level Pass-Rate Data: Regular Teacher Preparation Program

	<b>HEA - Title II</b> <b>2005-2006 Academic Year</b>
Institution Name	PENN STATE UNIV UNIV PARK
Institution Code	2660
State	Pennsylvania
Number of Program Completers Submitted	693
Number of Program Completers found, matched, and used in passing rate Calculations <sup>1</sup>	690

January 11, 2007

					Statewide		
<i>Type of Assessment</i>	<i>Assessment Code Number</i>	<i>Number Taking Assessment</i>	<i>Number Passing Assessment</i>	<i>Institutional Pass Rate</i>	<i>Number Taking Assessment</i>	<i>Number Passing Assessment</i>	<i>Statewide Pass Rate</i>
TCHG STUDENTS W/VISUAL IMPAIRMENTS	280				10	10	100%
READING SPECIALIST	300	4			43	41	95%
EDUC. EXCEPTIONAL STUDENTS: CK	353	42	42	100%	1453	1452	100%
TCHG SPEECH TO STUDENTS W/LANG IMP	880	11	11	100%	107	105	98%

<sup>1</sup> The number of program completers found, matched and used in the passing rate calculation will not equal the sum of the column labeled "Number Taking Assessment" since a completer can take more than one assessment.

January 8, 2007

To: Pa. Title II Contacts

From: Marjorie Blaze

Re: Need to gain administrative signatures

Included below is a copy of the certification for the Title II program information that you will be compiling and submitting to PDE by April 1, 2007. Please have the information reviewed by the individuals responsible for the 2 signatures and mail this form by April 1, 2007 to:

Barbara Seifert  
Director of Certification and Preparation  
PA Department of Education  
333 Market Street, 3<sup>rd</sup> Floor  
Harrisburg, PA 17126-0333

Thanks for your cooperation on this.

#### Section IV. Certification.

I certify that, to the best of my knowledge, the information in this 2005-2006 Title II program information/electronic report is accurate and complete and conforms to the definitions and instructions used in the *Reference and Reporting Guide for Preparing State and Institutional Reports on the Quality of Teacher Preparation*.

College of Education

The Pennsylvania State Univ. College/University

David H. Monk (Signature)

David H. Monk Name of responsible institutional representative  
for teacher preparation program

Dean, College of Education Title

Certification of review of submission:

Graham B. Spanier (Signature)

Graham B. Spanier Name of President/Chief Executive (or designee)

President Title