

# INSTITUTIONAL RESPONSE

PENNSTATE



to the

Pennsylvania Department of Education

In compliance with Title II, Section 207 of the

Higher Education Act of 1998 & General Standards

for the Institutional Preparation of Professional

Educators-Chapter 354



March 2008

[www.ed.psu.edu](http://www.ed.psu.edu)

**Timer-CountDown**You have **16:26** left to complete your survey!**Section A.****Number of students in teacher preparation programs at your institution:**Specify the number of students in your teacher preparation programs only during academic year September 1, 2006 - August 31, 2007, including all areas of specialization

<b>1.</b> Total number of students enrolled during September 1, 2006 - August 31, 2007. NOTE: Count students only once for students gaining dual certification	1430
---	------

**Section B.****Information About Supervised Student Teaching.**

<b>2a.</b> How many students were in programs of supervised student teaching from September 1, 2006 - August 31, 2007?	711
--	-----

**Breakout the above total by the dates listed below.**

<b>2b.</b> Number from September 1, 2006 - December 31, 2006	273
<b>2c.</b> Number from January 1, 2007 - August 31, 2007	438

**NOTE: The following Numbers DO NOT include K-12 teachers who simply receive a stipend for supervising student teachers. Rather, this category is intended to reflect the growing trend of higher education institutions to appoint K-12 teachers as clinical faculty, with the rights and responsibilities of the institution's regular faculty.**

**Supervising faculty for purposes of this data collection includes all persons who the institution regards as having faculty status and who were assigned by the teacher preparation program to provide supervision and evaluation of student teaching with an administrative link or relationship to the teacher preparation program.**


Provide the numbers of supervising faculty who were:

<b>3a.</b> Appointed full-time faculty in professional education: an individual who works full time in a school, college, or department of education, and spends at least part of the time in supervision of teacher preparation students.	52
<b>3b.</b> Appointed part-time faculty in professional education and full-time in the institution: any full time faculty member in the institution who also may be supervising or teaching in the teacher preparation program.	15
<b>3c.</b> Appointed part-time faculty in professional education, not otherwise employed by the institution: may be part-time university faculty or pre-K-12 teachers who supervise prospective teachers.	12
<b>3d.</b> Total Number of supervising faculty for the teacher preparation programs from September 1, 1999 to August 31, 2000. (This should be the sum of items 3a., 3b., and 3c. from the previous page.	79

**Please break out the above faculty total by the dates given below:**

<b>3e.</b> September 1, 2006 - December 31, 2006	50
<b>3f.</b> January 1, 2007 - August 31, 2007	73
<b>4.</b> The student/faculty ratio during September 1, 2006 - August 31, 2007. This is your response to Question 2a divided by the total of Questions 3a, 3b, and 3c .	9

# Single-Assessment Institution Level Pass-Rate Data: Regular Teacher Preparation Program

		<b>HEA - Title II</b> <b>2006-2007 Academic Year</b>	
Institution Name		PENN STATE UNIV UNIV PARK	
Institution Code		2660	
State		Pennsylvania	
Number of Program Completers Submitted		739	
Number of Program Completers found, matched, and used in passing rate Calculations <sup>1</sup>		737	


January 24, 2008

January 21, 2008

					Statewide		
Type of Assessment	Assessment Code Number	Number Taking Assessment	Number Passing Assessment	Institutional Pass Rate	Number Taking Assessment	Number Passing Assessment	Statewide Pass Rate
Basic Skills							
PPST READING	710	563	563	100%	5437	5423	100%
PPST WRITING	720	555	555	100%	5375	5358	100%
PPST MATHEMATICS	730	560	560	100%	5294	5257	99%
COMPUTERIZED PPST READING	5710	164	164	100%	5049	5025	100%
COMPUTERIZED PPST WRITING	5720	173	173	100%	5152	5122	99%
COMPUTERIZED PPST MATHEMATICS	5730	167	167	100%	5207	5178	99%
Academic Content Areas							
ELEM ED CURR INSTRUC ASSESSMENT	011	374	359	96%	5400	5055	94%
EARLY CHILDHOOD EDUCATION	020	12	12	100%	641	637	99%
BIOLOGY AND GENERAL SCIENCE	030				1		
ENG LANG LIT COMP CONTENT KNOWLEDGE	041	49	49	100%	754	744	99%
MATHEMATICS: CONTENT KNOWLEDGE	061	49	48	98%	563	551	98%
SOCIAL STUDIES: CONTENT KNOWLEDGE	081	54	52	96%	670	644	96%
CITIZENSHIP ED: CONTENT KNOWLEDGE	087	7			176	173	98%
BUSINESS EDUCATION	100				117	117	100%
MUSIC CONTENT KNOWLEDGE	113	31	31	100%	369	352	95%
ART CONTENT KNOWLEDGE	133	25	25	100%	273	267	98%
FRENCH CONTENT KNOWLEDGE	173	2			34	31	91%
GERMAN CONTENT KNOWLEDGE	181	2			14	12	86%
SPANISH CONTENT KNOWLEDGE	191	4			147	130	88%
BIOLOGY CONTENT KNOWLEDGE	235	15	15	100%	252	251	100%
CHEMISTRY CONTENT KNOWLEDGE	245	2			84	77	92%
PHYSICS CONTENT KNOWLEDGE	265	8			47	46	98%
GENERAL SCI CONTENT KNOWLEDGE	435	10	10	100%	87	86	99%
FUNDAMENTAL SUBJECTS: CK	511	537	536	100%	7747	7678	99%

<sup>1</sup> The number of program completers found, matched and used in the passing rate calculation will not equal the sum of the column labeled "Number Taking Assessment" since a completer can take more than one assessment.

# Single-Assessment Institution Level Pass-Rate Data: Regular Teacher Preparation Program

	<b>HEA - Title II 2006-2007 Academic Year</b>
<b>Institution Name</b>	PENN STATE UNIV UNIV PARK
<b>Institution Code</b>	2660
<b>State</b>	Pennsylvania
<b>Number of Program Completers Submitted</b>	739
<b>Number of Program Completers found, matched, and used in passing rate Calculations<sup>1</sup></b>	737

January 24, 2008

<i>Type of Assessment</i>	<i>Assessment Code Number</i>	<i>Number Taking Assessment</i>	<i>Number Passing Assessment</i>	<i>Institutional Pass Rate</i>	<i>Number Taking Assessment</i>	<i>Number Passing Assessment</i>	<i>Institutional Pass Rate</i>
EARTH SCIENCE CONTENT KNOWLEDGE	571	8			52	51	98%
LATIN	600				6		
SOCIAL SCIENCES: CONTENT KNOWLEDGE	951				9		
<b>Other Content Areas</b>							
TECHNOLOGY EDUCATION	050				76	76	100%
FAMILY AND CONSUMER SCIENCES	120				50	49	98%
HEALTH EDUCATION	550				24	21	88%
AGRICULTURE (PA)	780	18	18	100%	20	20	100%
COMMUNICATION (PA)	800	47	47	100%	71	71	100%
ENVIRONMENTAL EDUCATION	830	1			18	18	100%
HEALTH & PE: CK	856	42	42	100%	427	426	100%
<b>Teaching Special Populations</b>							
ED OF DEAF & HARD OF HEARING	271				13	13	100%
TCHG STUDENTS W/VISUAL IMPAIRMENTS	280				18	18	100%
READING SPECIALIST	300				35	35	100%
EDUC. EXCEPTIONAL STUDENTS: CK	353	47	47	100%	1472	1472	100%
TCHG SPEECH TO STUDENTS W/LANG IMP	880	9			103	96	93%

<sup>1</sup> The number of program completers found, matched and used in the passing rate calculation will not equal the sum of the column labeled "Number Taking Assessment" since a completer can take more than one assessment.

January 15, 2008

To: PA Title II Contacts

From: Theresa Barnaby  
Director, Bureau of School Leadership and Teacher Quality

Re: Need to gain administrative signatures

Included below is a copy of the certification for the Title II program information that you will be compiling and submitting to PDE by April 1, 2008. Please have the information reviewed by the individuals responsible for the 2 signatures and mail this form by April 1, 2008 to:

**Barbara Seifert or Mary Herster**  
**Bureau of School Leadership and Teacher Quality**  
**PA Department of Education**  
**333 Market Street, 3<sup>rd</sup> Floor**  
**Harrisburg, PA 17126-0333**

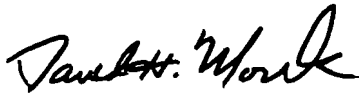
Thanks for your cooperation on this.

#### Section IV. Certification

I certify that, to the best of my knowledge, the information in this 2006-2007 Title II program information/electronic report is accurate and complete and conforms to the definitions and instructions used in the *Reference and Reporting Guide for Preparing State and Institutional Reports on the Quality of Teacher Preparation*.

College of Education

The Pennsylvania State Univ. College/University



(Signature)

David H. Monk

Name of responsible institutional representative  
for teacher preparation program

Dean, College of Education Title

Certification of review of submission:



(Signature)

Graham B. Spanier

Name of President/Chief Executive (or designee)

President

Title