


Single-Assessment Institution Level Pass-Rate Data: Regular Teacher Preparation Program


	HEA - Title II Follow-Up 2006-2007 Academic Year
Institution Name	PENN STATE UNIV UNIV PARK
Institution Code	2660
State	Pennsylvania
Number of Program Completers Submitted	739
Number of Program Completers found, matched, and used in passing rate Calculations¹	737

February 12, 2010

					Statewide		
<i>Type of Assessment</i>	<i>Assessment Code Number</i>	<i>Number Taking Assessment</i>	<i>Number Passing Assessment</i>	<i>Institutional Pass Rate</i>	<i>Number Taking Assessment</i>	<i>Number Passing Assessment</i>	<i>Statewide Pass Rate</i>
Basic Skills							
PPST READING	710	563	563	100%	5446	5434	100%
PPST WRITING	720	555	555	100%	5384	5367	100%
PPST MATHEMATICS	730	560	560	100%	5303	5272	99%
COMPUTERIZED PPST READING	5710	165	165	100%	5061	5044	100%
COMPUTERIZED PPST WRITING	5720	174	174	100%	5162	5139	100%
COMPUTERIZED PPST MATHEMATICS	5730	168	168	100%	5220	5198	100%
Academic Content Areas							
ELEM ED CURR INSTRUC ASSESSMENT	011	377	375	99%	5469	5264	96%
EARLY CHILDHOOD EDUCATION	020	12	12	100%	649	647	100%
ENG LANG LIT COMP CONTENT KNOWLEDGE	041	50	50	100%	760	757	100%
MATHEMATICS: CONTENT KNOWLEDGE	061	49	49	100%	565	555	98%
SOCIAL STUDIES: CONTENT KNOWLEDGE	081	54	54	100%	680	665	98%
CITIZENSHIP ED: CONTENT KNOWLEDGE	087	7			178	177	99%
BUSINESS EDUCATION	100				117	117	100%
MUSIC CONTENT KNOWLEDGE	113	31	31	100%	373	365	98%
ART CONTENT KNOWLEDGE	133	25	25	100%	276	273	99%
FRENCH CONTENT KNOWLEDGE	173	2			34	33	97%
GERMAN CONTENT KNOWLEDGE	181	2			14	14	100%
SPANISH CONTENT KNOWLEDGE	191	4			148	137	93%
BIOLOGY CONTENT KNOWLEDGE	235	15	15	100%	256	255	100%


¹ The number of program completers found, matched and used in the passing rate calculation will not equal the sum of the column labeled "Number Taking Assessment" since a completer can take more than one assessment.

Single-Assessment Institution Level Pass-Rate Data: Regular Teacher Preparation Program

		HEA - Title II Follow-Up 2006-2007 Academic Year					
Institution Name		PENN STATE UNIV UNIV PARK					
Institution Code		2660					
State		Pennsylvania					
Number of Program Completers Submitted		739					
Number of Program Completers found, matched, and used in passing rate Calculations ¹		737					
February 12, 2010							
					Statewide		
Type of Assessment	Assessment Code Number	Number Taking Assessment	Number Passing Assessment	Institutional Pass Rate	Number Taking Assessment	Number Passing Assessment	Statewide Pass Rate
CHEMISTRY CONTENT KNOWLEDGE	245	2			84	82	98%
PHYSICS CONTENT KNOWLEDGE	265	8			48	48	100%
GENERAL SCI CONTENT KNOWLEDGE	435	10	10	100%	92	92	100%
FUNDAMENTAL SUBJECTS: CK	511	541	541	100%	7849	7805	99%
EARTH SCIENCE CONTENT KNOWLEDGE	571	8			53	52	98%
LATIN	600				6		
Other Content Areas							
TECHNOLOGY EDUCATION	050				76	76	100%
FAMILY AND CONSUMER SCIENCES	120				50	49	98%
HEALTH EDUCATION	550				24	21	88%
AGRICULTURE (PA)	780	18	18	100%	20	20	100%
COMMUNICATION (PA)	800	47	47	100%	71	71	100%
ENVIRONMENTAL EDUCATION	830	1			18	18	100%
HEALTH & PE: CK	856	42	42	100%	428	428	100%
Teaching Special Populations							
ED OF DEAF & HARD OF HEARING	271				13	13	100%
TCHG STUDENTS W/VISUAL IMPAIRMENTS	280				18	18	100%
READING SPECIALIST	300				36	36	100%
EDUC. EXCEPTIONAL STUDENTS: CK	353	47	47	100%	1485	1485	100%
TCHG SPEECH TO STUDENTS W/LANG IMP	880	9			107	102	95%

¹ The number of program completers found, matched and used in the passing rate calculation will not equal the sum of the column labeled "Number Taking Assessment" since a completer can take more than one assessment.

Aggregate and Summary Institution-Level Pass-Rate Data: Regular Teacher Preparation Program

		HEA - Title II Follow-Up 2006-2007 Academic Year				
Institution Name	PENN STATE UNIV UNIV PARK					
Institution Code	2660					
State	Pennsylvania					
Number of Program Completers Submitted	739					
Number of Program Completers found, matched, and used in passing rate Calculations¹	737					
					February 12, 2010	
				Statewide		
Type of Assessment²	Number Taking Assessment³	Number Passing Assessment⁴	Institutional Pass Rate	Number Taking Assessment³	Number Passing Assessment⁴	Statewide Pass Rate
Aggregate - Basic Skills	729	729	100%	10575	10498	99%
Aggregate - Professional Knowledge						
Aggregate - Academic Content Areas (Math, English, Biology, etc.)	760	758	100%	11219	10940	98%
Aggregate - Other Content Areas (Career/Technical Education, Health Educations, etc.)	108	108	100%	687	683	99%
Aggregate - Teaching Special Populations (Special Education, ELS, etc.)	56	56	100%	1659	1654	100%
Aggregate - Performance Assessments						
Summary Totals and Pass Rates⁵	737	736	100%	10886	10640	98%

¹ The number of program completers found, matched and used in the passing rate calculation will not equal the sum of the column labeled "Number Taking Assessment" since a completer can take more than one assessment.

² Institutions and/or States did not require the assessments within an aggregate where data cells are blank.

³ Number of completers who took one or more tests in a category and within their area of specialization.

⁴ Number who passed all tests they took in a category and within their area of specialization.

⁵ Summary Totals and Pass Rate: Number of completers who successfully completed one or more tests across all categories used by the state for licensure and the total passrate.